

Improvisación: ficha de trabajo: patrón/iniciador 3434: posiciones/transposiciones


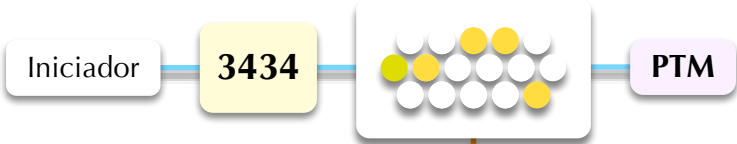


Diagram showing musical notation for the initial pattern and its transposition.

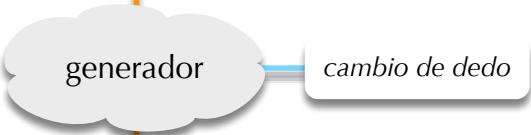
ampliación

2 3 4 5 5
1 1 2 3 3

posiciones (5)

Diagram showing three transposition examples:

- Transposiciones: II/III/IV
dedos: 1/2
- Transposiciones: III/IV/V
dedos: 3/4
- Transposiciones: I/II/III
dedos: 5



transposiciones, a partir del patrón 3434, mediante cambios de posición por *cambio de dedo*...

Diagram showing musical notation for the transposition exercise, including fingerings (1, 3, 3, 5, 5, 4, 4, 2, 2, 4, 4, 5, 5, 3, 3, 1) and a double-headed arrow indicating transposition.

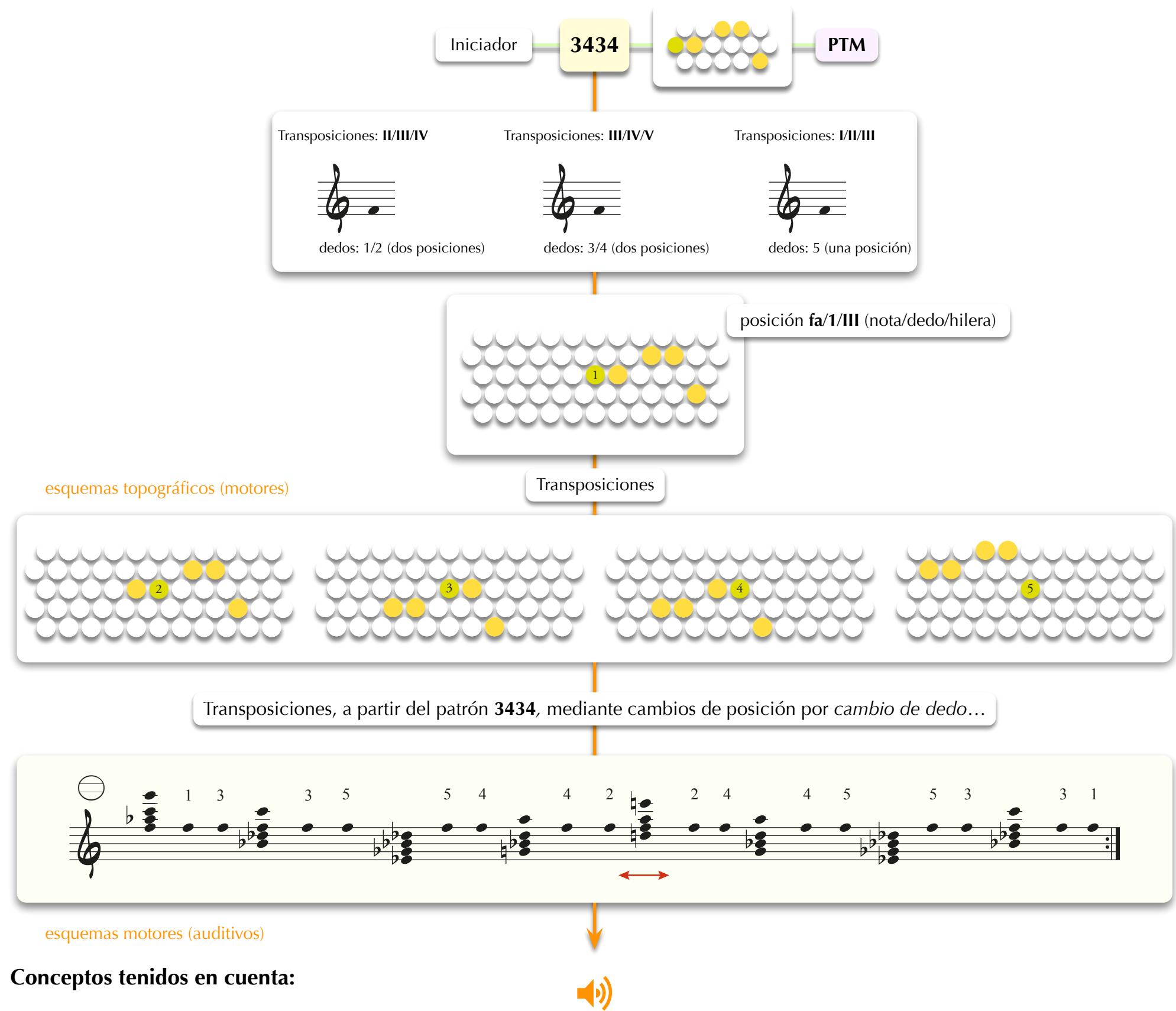
aplicación

Diagram showing musical notation for the improvisation exercise, including fingerings (1, 3, 3, 5, 5, 4, 4, 2, 2, 4, 4, 5, 5, 3, 3, 1) and a double-headed arrow indicating transposition.

Improvisación

(13/1/2016)

Improvisación: ficha de trabajo: patrón/iniciador **3434**: posiciones/transposiciones



Conceptos tenidos en cuenta:

Hileras (I/V):

A partir de las cuales pueden configurarse las distintas posiciones (patrón **3/4**).

Posiciones:

Configuración motora del patrón armónico (**3/4**) a partir de cada uno de los dedos rectores.

Dedos rectores:

Dedos a partir de los cuales se configura el patrón armónico (1/5).

Transposiciones:

Transposición tonal de cada una de las posiciones, sin que cambie la simetría de su configuración motora (distribución topográfica/digital).

Ejemplo:

Posición: **mi/5/II** (sonido/dedo/hilera: re/fa/la/do/**mi**): tres transposiciones (hileras **II/III/IV**): los dedos se distribuyen, dentro de la posición fija de la mano, a partir del dedo rector, en este caso el 5º.

Ejercicio de aplicación (ejemplo superior):

Ejercicio para el cambio de las distintas posiciones (5) mediante *cambio de dedo*.

Principio:

A partir de un patrón topográfico/motor (**PTM**) dado y desde cualquier dedo incluido en el mismo, podría activarse una nueva posición (*transposición*) de dicho patrón:

Improvisación: ficha de trabajo: posiciones y transposiciones mediante cambio de dedo: patrón/iniciador 3434: ejemplo de aplicación musical:

The image displays a musical score for an improvisation exercise, organized into four systems. Each system consists of a treble and bass staff joined by a brace. The key signature is B-flat major (two flats), and the time signature is 4/4. The exercise is based on the 3434 fingering pattern.

System 1 (Measures 1-6): The treble staff begins with a whole note chord (B-flat, D-flat, F) marked *staccato*. This is followed by a series of eighth notes with fingerings: 1, 3, 3, 5, 5, 4, 4, 2, 2, 4, 4, 5, 5, 3, 3, 1. A circled 'A' is placed above the first measure of the second half (measures 3-6). The bass staff contains a continuous eighth-note line: C, D, E, F, G, A, B-flat, C, D, E, F, G, A, B-flat, C, D.

System 2 (Measures 7-12): The treble staff continues with eighth notes and fingerings: 2, 2, 4, 4, 5, 5, 3, 3, 1, 1, 3, 3, 5, 5, 4, 4, 2. A circled 'A' is placed above the eighth measure (measure 10). The bass staff continues the eighth-note line.

System 3 (Measures 13-18): The treble staff continues with eighth notes and fingerings: 5, 5, 3, 3, 1, 1, 3, 3, 5, 5, 4, 4, 2, 2, 4, 4, 5. A circled 'A' is placed above the sixth measure (measure 18). The bass staff continues the eighth-note line.

System 4 (Measures 19-24): The treble staff continues with eighth notes and fingerings: 1, 1, 3, 3, 5, 5, 4, 4, 2, 2, 4, 4, 5, 5, 3, 3, 1. A circled 'A' is placed above the fourth measure (measure 22). The bass staff continues the eighth-note line and concludes with a double bar line.

Additional markings include *simile* above the final measure of the first system and various accents (>) on specific notes in the treble staff.

Sheet music for guitar, featuring a main melody and a bass line. The music is written in a key with one flat (B-flat) and a 2/4 time signature. The piece includes a section labeled "Improvisación" (Improvisation) in red text.

The score is divided into three systems, each with a guitar staff, a bass staff, and a grand staff (piano/vocal staff).

System 1:

- Guitar:** Starts with a whole rest, followed by a series of chords and single notes with fingerings (1, 3, 3, 5, 5, 4, 4, 2, 2, 4, 4, 5, 3, 3, 1, 1, 3, 3, 5, 5, 4, 4, 2, 2, 4, 4). A circled "A" is above the 5th measure.
- Bass:** Features a *staccato* line of eighth notes.
- Grand Staff:** Empty.

System 2:

- Guitar:** Continues with chords and single notes with fingerings (2, 2, 4, 4, 5, 5, 3, 3, 1, 1, 3, 3, 5, 5, 4, 4, 2, 2, 4, 4). A circled "A" is above the 10th measure.
- Bass:** Continues with eighth notes.
- Grand Staff:** Empty.

System 3:

- Guitar:** Continues with chords and single notes with fingerings (5, 5, 3, 3, 1, 1, 3, 3, 5, 5, 4, 4, 2, 2, 4, 4, 5, 5, 3, 3, 1, 1, 3, 3). A circled "A" is above the 5th measure.
- Bass:** Continues with eighth notes.
- Grand Staff:** Empty.

The piece concludes with a final double bar line and repeat dots in the guitar staff.